


Hazardous Location Lighting

LineAir™ series Linear unique hinge-design of driver housing LED, features the industry's most versatile and flexible mounting options. The LineAir is the ideal solution for many hazardous, high vibration, and corrosive environments.



Compliance

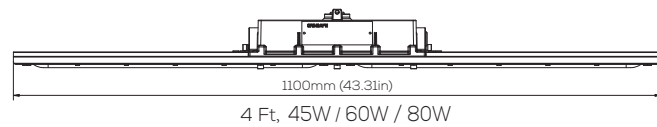
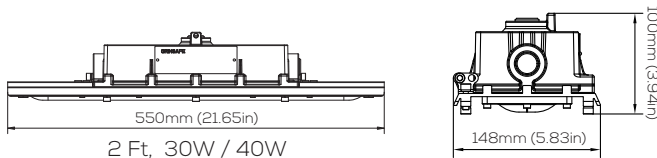
NEC/CEC Standard

- UL 844 Hazardous Locations
 - Class I Division 2, Groups A, B, C, D
 - Class II Division 1, Groups E, F, G
 - Class II Division 2, Groups F, G
 - Class III
 - Class I, Zone 2, Group IIC
 - Zone 21, Zone 22

- UL 1598 Wet Locations
- UL 1598A Marine Outside Type (Salt Water)
- UL 8750 LED Safety
- CSA C22.2 No.137
- CSA C22.2 NO. 250.0:21
- IP66/67, NEMA 4X
- IK10
- 5G

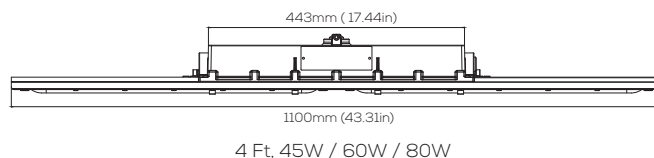
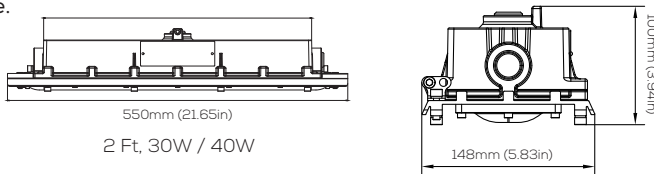
Dimensions

Dimensions in millimeters (mm)(in)



Emergency

90-minute minimum runtime in emergency mode.



Technical Data

Electric		
Rated Power	30W / 40W / 45W / 60W / 80W	
Input Voltage	AC100-277V / AC347-480V	
Input Frequency	50/60Hz	
Power Factor	> 0.95	
Driver Efficiency	≥ 90%	
DC output Ripple & Noise	<200mVP-P	

Optical		
Lumen Output	5100lm ~ 13,600lm	
Luminous Efficacy (Lumens per Watt)	170Lm/W	
Beam Angle	30° / 60° / 90° / 110° / T2 / T3 / T4	
Color Temperature	Amber 3000K 4000K 5000K	
CRI	Ra>70	

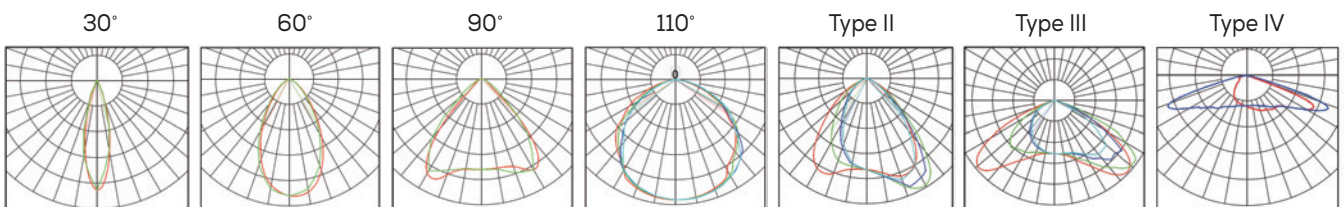
Environmental		
Ambient Operating Temperature	-40°C ~ +70°C	
Ambient Operating Humidity	10%-90% RH	
Atmospheric pressure	86~106kPa	

Technical		
Lens Material	Polycarbonate	
Mounting Options	Pendant / Ceiling / Wall mount / Stanchion / U-Bracket	
Cable Entries	3/4" NPT, 1-1/4" NPT, 1-1/2" NPT	
Net Weight	3.4kg(2 Ft) / 5kg(4 Ft)	

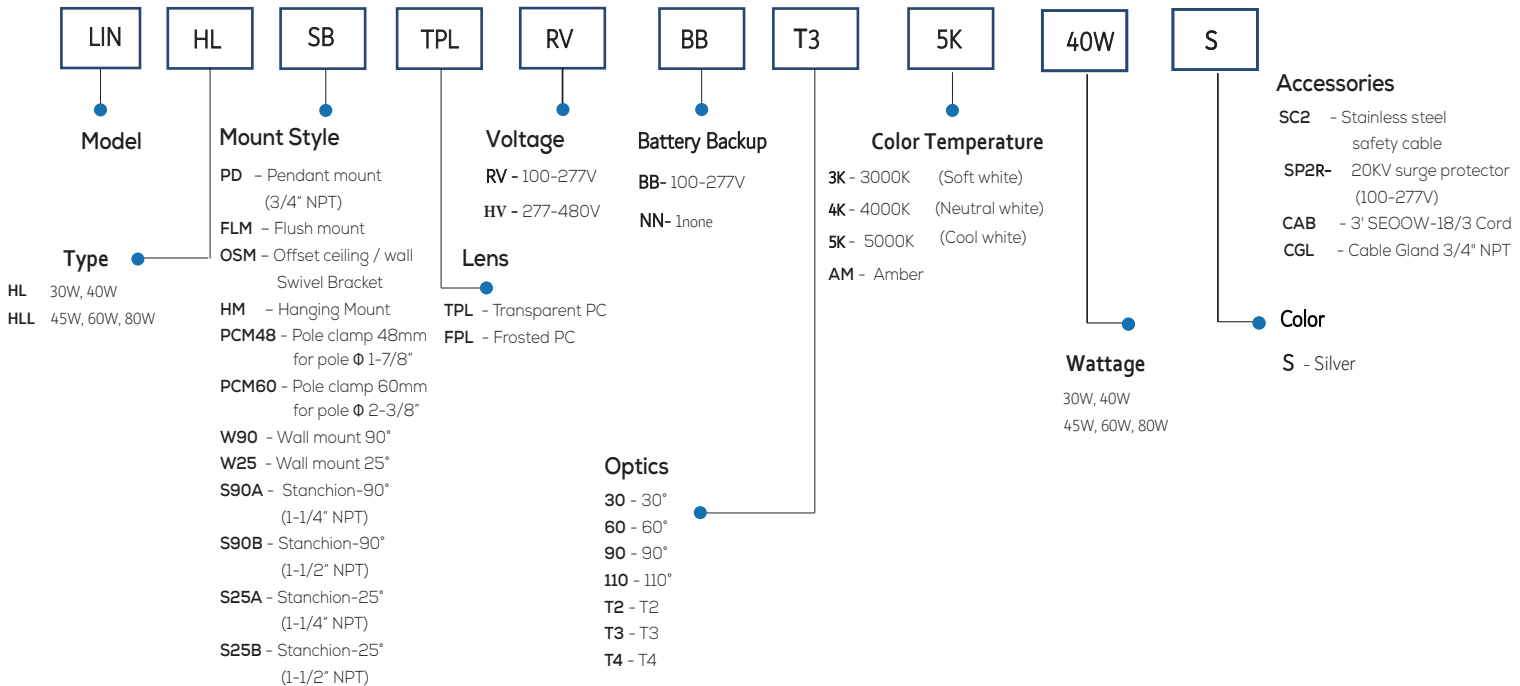
Warranty

5-year limited system warranty
Lumen Maintenance:150,000hours@L70

Beam Distribution



Ordering Information and Mounting Accessories



¹ Only available for 60W or 80W


Mounting Options



PD
Pendant mount
3/4" NPT



FLM
Flush mount



OSM
Offset ceiling / wall
Swivel Bracket



W90
Wall mount 90°
3/4" NPT



W25
Wall mount 25°
3/4" NPT



HM
Hanging Mount



PCM48
Pole clamp 48mm
for pole Φ 1-7/8"



PCM60
Pole clamp 60mm
for pole Φ 2-3/8"



S90A
Stanchion mount 90°
1-1/4" NPT



S90B
Stanchion mount 90°
1-1/2" NPT



S25A
Stanchion mount 25°
1-1/4" NPT



S25B
Stanchion mount 25°
1-1/2" NPT

Accessories



FLM
Flush ceiling mount kit
1 pair



OSM
Offset ceiling / wall
swivel bracket
1 pair



PCM48
Pole clamp 48mm 1 pair
for pole Φ 1-7/8"

PCM60
Pole clamp 60mm 1 pair
for pole Φ 2-3/8"



HC
Hanging chain
Stainless steel
1 pair



SC2
Stainless steel
safety cabl
 Φ 6 (3mm)



CGL
Cable Gland
3/4" NPT
Suitable for CID2



SP10U
10KV Surge Protector
(100-277V) *Standard

SP10N
10KV Surge Protector
(347-480V) *Standard



SP20U
20KV Surge Protector
(100-277V)

SP20N
20KV Surge Protector
(347-480V)



CAB
3' SEOOW-18/3 Cord
(Factory installed)

